

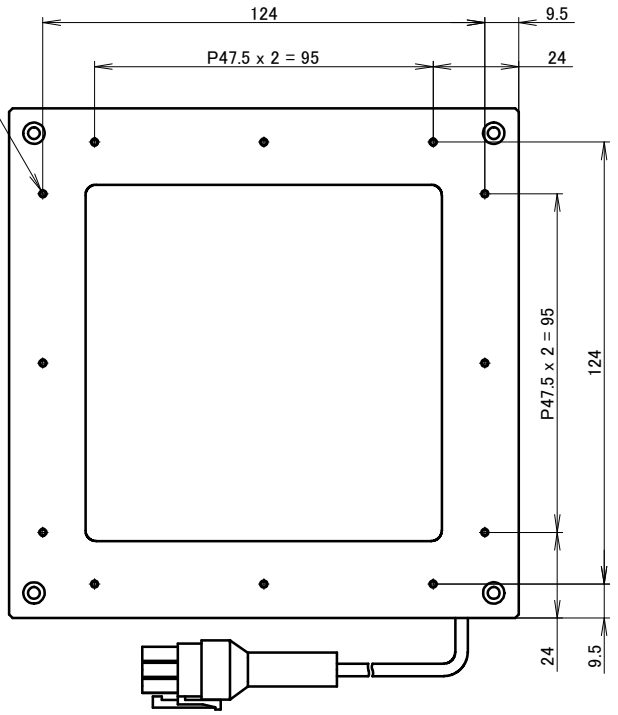
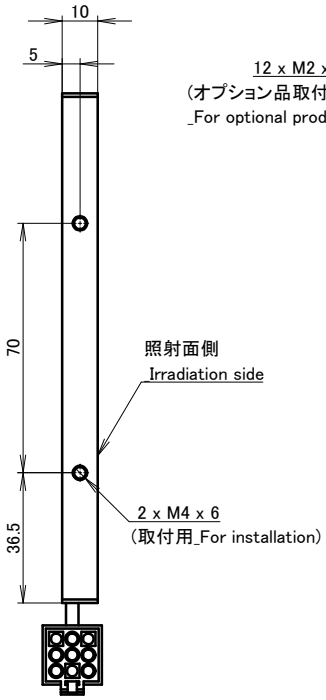
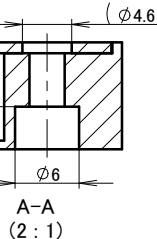
面Bと取付穴寸法は同じ  
Installation hole dimensions  
same as surface B

面Bと取付穴寸法は同じ  
Installation hole dimensions  
same as surface B

4 x M4  
(取付用  
\_For installation)

面Bと取付穴寸法は同じ  
Installation hole dimensions  
same as surface B

ELP-09V  
①②⑤⑥:茶\_Brown (+)  
③④⑦⑧:青\_Blue (-)  
⑨ :NC

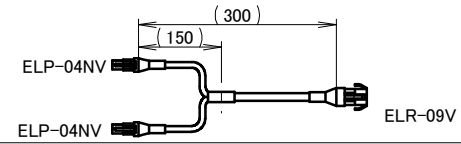


型式_Model	ピーク電流_Peak current
LFXV-PF-100SW	36A
LFXV-PF-100RD	26A

入力電圧\_Input Voltage : DC 48V  
ピーク電流\_Peak current : 表参照\_Table reference  
質量\_Mass : 0.440kg(概算\_Approx.)

※常時点灯しないで下さい。この照明には点灯条件に制限があります。  
点灯条件:パルス幅 500μs以下、デューティー比1%以下  
Do not light up the illuminator continuously.  
This illuminator has some restrictions for lighting-up condition.  
Please keep strictly the duty cycle under 1% and pulse width under 500μs.

※本製品には専用ケーブル(型式:FCB-0.3-PF-W-EL4-EL9)が付属されます。  
A dedicated cable (mode:FCB-0.3-PF-W-EL4-EL9) is attached to this product.



UNIT:mm

REVISION	DATE	DESCRIPTION	REVISED
000			

ISSUE DATE	SCALE	APPROVED	NAME
2022/07/21	2:3	T.OSAWA	LFXV-PF-100 series
	SHEET SIZE	CHECKED	DRAWING NAME
	A3	H.AOKI	外觀図_outline
	DESIGNED		
PROJECTION	A.FUKUMOTO	DRAWING No.	REVISION
	DRAWN	UA40649-G	000
	A.FUKUMOTO		01/01

